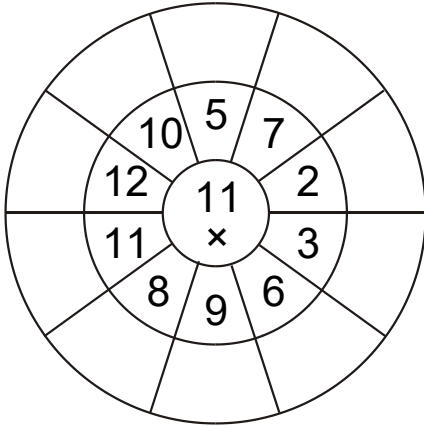


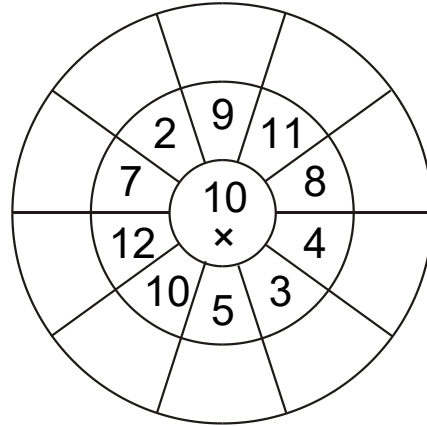
Multiplication circle drills (2-12)

Multiplication Practice Worksheet

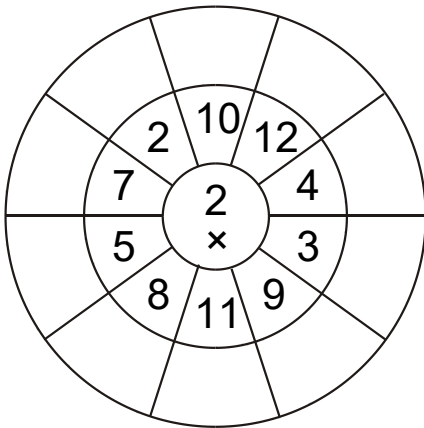
Multiply.



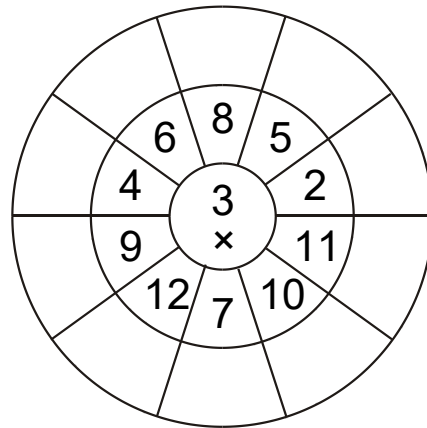
A multiplication circle drill for the number 11. The center contains "11" and a multiplication sign "x". The inner ring contains the numbers 10, 5, 7, 2, 3, 6, 9, 8, 11, and 12. The outer ring is empty for the student to write the products.



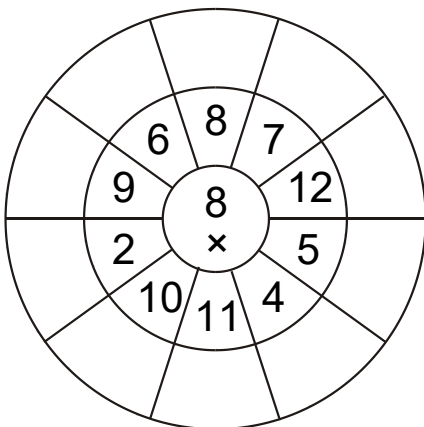
A multiplication circle drill for the number 10. The center contains "10" and a multiplication sign "x". The inner ring contains the numbers 2, 9, 11, 8, 4, 3, 5, 10, 12, and 7. The outer ring is empty for the student to write the products.



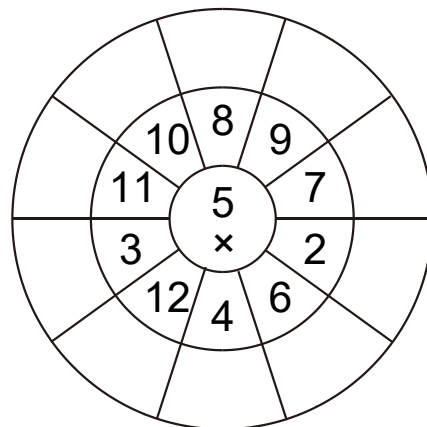
A multiplication circle drill for the number 2. The center contains "2" and a multiplication sign "x". The inner ring contains the numbers 10, 12, 4, 3, 9, 11, 8, 5, 7, and 2. The outer ring is empty for the student to write the products.



A multiplication circle drill for the number 3. The center contains "3" and a multiplication sign "x". The inner ring contains the numbers 8, 5, 2, 11, 10, 7, 12, 9, 4, and 6. The outer ring is empty for the student to write the products.



A multiplication circle drill for the number 8. The center contains "8" and a multiplication sign "x". The inner ring contains the numbers 8, 7, 12, 5, 4, 11, 10, 2, 9, and 6. The outer ring is empty for the student to write the products.



A multiplication circle drill for the number 5. The center contains "5" and a multiplication sign "x". The inner ring contains the numbers 8, 9, 7, 2, 6, 4, 12, 3, 11, and 10. The outer ring is empty for the student to write the products.

Multiplication circle drills (2-12)

Multiplication Practice Worksheet

Multiply.

