



Drinks store bar chart

Data and Graphing Worksheet


Color and count each type of drink.

Make a bar graph by coloring one box for each drink.




- How many cups of coffee are available? _____
- Which drink has the least in number? _____
- Which drink has the greatest in number? _____
- Which drink has the same number as the juice? _____

Answers



Number of drinks



- How many cups of coffee are available? 5
- Which drink has the least in number? soda
- Which drink has the greatest in number? milk
- Which drink has the same number as the juice? tea