



Counting snacks bar chart

Data and Graphing Worksheet


Count each snack.

Make a bar graph by coloring one box for each snack.




1. How many pretzels are there? _____
2. How many bread loaves are there? _____
3. How many cookies are there? _____
4. Which snack has the least in number? _____
5. Which snack has the greatest in number? _____

Answers



Number of snacks



- How many pretzels are there? 2
- How many bread loaves are there? 4
- How many cookies are there? 5
- Which snack has the least in number? pancake
- Which snack has the greatest in number? muffin