




















Favorite toy pictograph

Data and Graphing Worksheet

A group of children voted for their favorite toys.

Number of children who voted

| | | | | | |
|--|--|--|---|--|---|
|  Toy car |  |  |  |  |  |
|  Ball |  |  | | | |
|  Teddy bear |  |  |  | | |
|  Doll |  |  |  |  | |

 = 1 child

1. How many children voted for the doll?

2. How many children voted for the teddy bear?



















3. What toy is liked the most by the children?


4. What toy is liked the least by the children?

5. How many children voted in total?

Answers

Number of children voted

| | | | | | |
|--|---|---|--|---|---|
|  Toy car |  |  |  |  |  |
|  Ball |  |  | | | |
|  Teddy bear |  |  |  | | |
|  Doll |  |  |  |  | |

 = 1 child

1. How many children voted for the doll?

4

2. How many children voted for the teddy bear?

3

3. What toy is liked the most by the children?

Toy car

4. What toy is liked the least by the children?

Ball

5. How many children voted in total?

14