



Donation boxes bar graph

Data and Graphing Worksheet



Sam, Lily, Tom and Mae collected boxes for the donation drive. Create a bar graph and answer the questions.

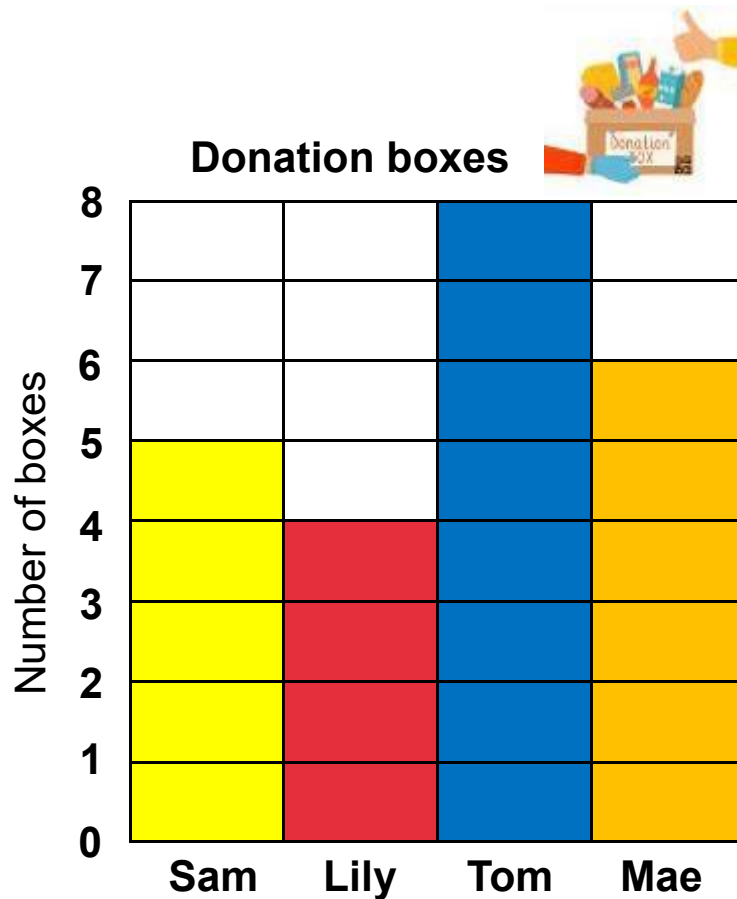
Name	Number of boxes
 Sam	5
 Lily	4
 Tom	8
 Mae	6



- Who collected the fewest boxes? _____
- Who collected the most boxes? _____
- How many more boxes did Mae collect than Sam? _____
- How many more boxes did Tom collect than Lily? _____
- Who collected more boxes, Mae or Lily? _____

Answers

Name	Number of boxes
 Sam	5
 Lily	4
 Tom	8
 Mae	6



Who collected the fewest boxes?

Lily

Who collected the most boxes?

Tom

How many more boxes did Mae collect than Sam?

1

How many more boxes did Tom collect than Lily?

4

Who collected more boxes, Mae or Lily?

Mae