


## Dividing shapes into equal parts

---

### Grade 1 Fractions Worksheet


Divide each shape into the number of equal parts shown.  
Remember, all parts must be identical.




halves (2 parts)



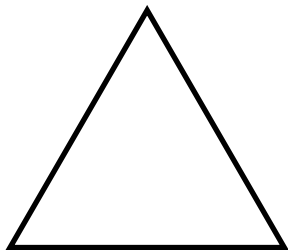
thirds (3 parts)




quarters (4 parts)




quarters (4 parts)



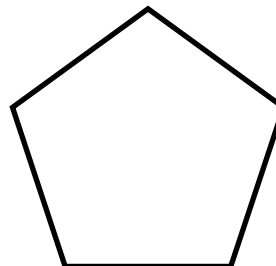
halves (2 parts)



eighths (8 parts)

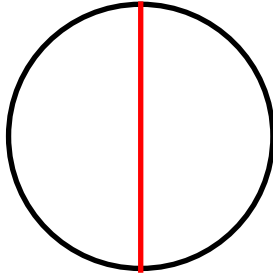


halves (2 parts)

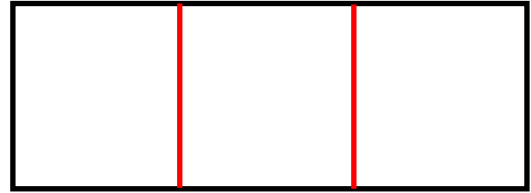


fifths (5 parts)


## Answers



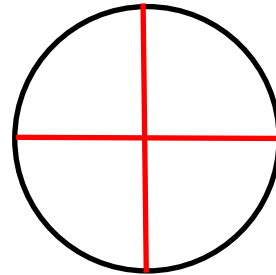
halves (2 parts)



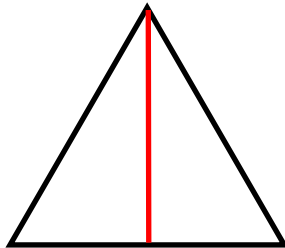
thirds (3 parts)



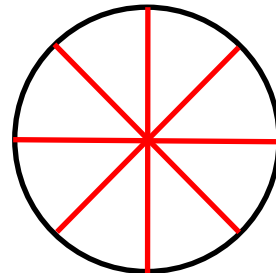
quarters (4 parts)



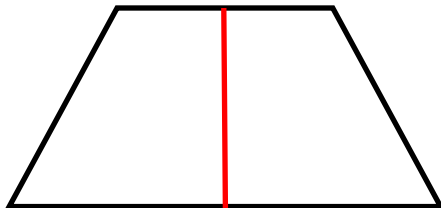
quarters (4 parts)



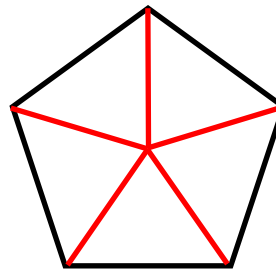
halves (2 parts)



eighths (8 parts)



halves (2 parts)



fifths (5 parts)