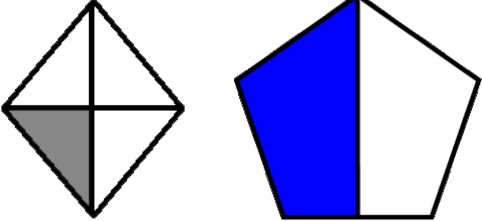
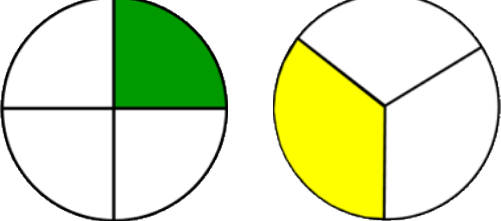
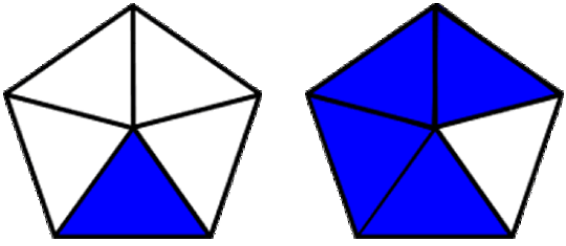
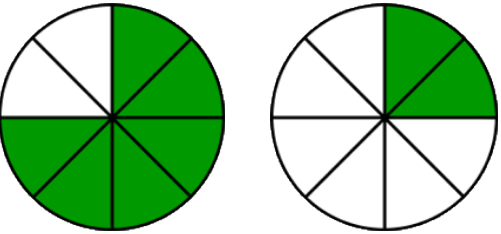
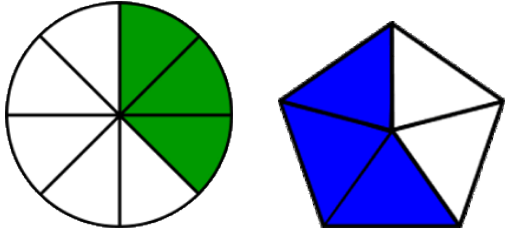
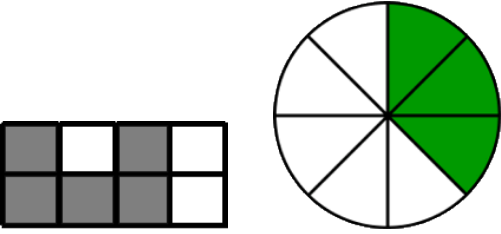
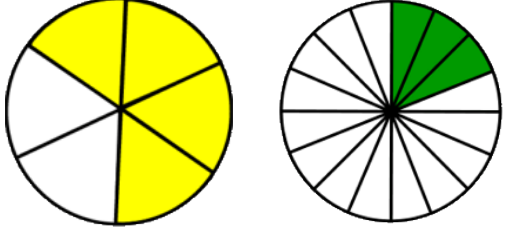
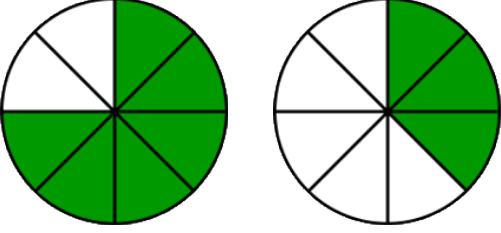
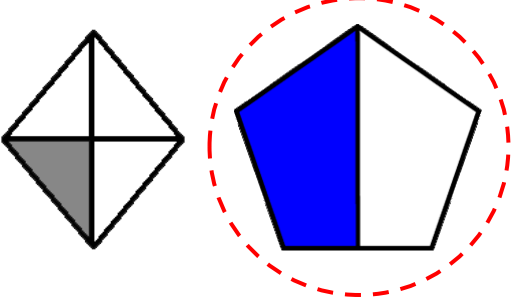
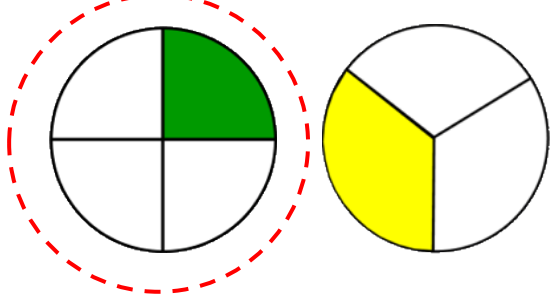
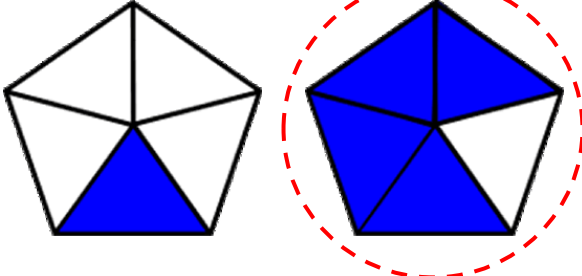
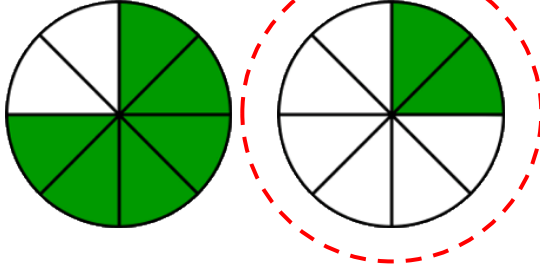
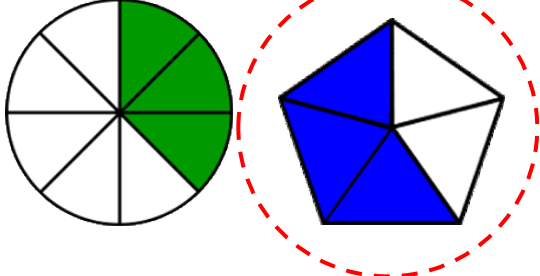
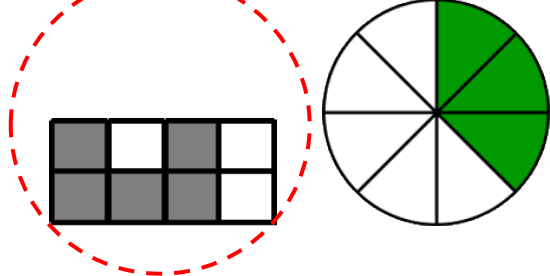
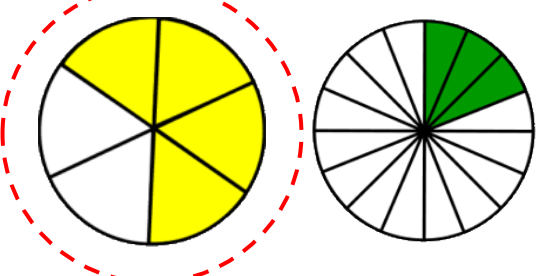


Identify fractions

Grade 2 Fractions Worksheet

<p>Circle the shape that shows $\frac{1}{2}$.</p> 	<p>Circle the shape that shows $\frac{1}{4}$.</p> 
<p>Circle the shape that shows $\frac{4}{5}$.</p> 	<p>Circle the shape that shows $\frac{2}{8}$.</p> 
<p>Circle the shape that shows $\frac{3}{5}$.</p> 	<p>Circle the shape that shows $\frac{5}{8}$.</p> 
<p>Circle the shape that shows $\frac{2}{3}$.</p> 	<p>Circle the shape that shows $\frac{3}{4}$.</p> 

Answers

<p>Circle the shape that shows $\frac{1}{2}$.</p> 	<p>Circle the shape that shows $\frac{1}{4}$.</p> 
<p>Circle the shape that shows $\frac{4}{5}$.</p> 	<p>Circle the shape that shows $\frac{2}{8}$.</p> 
<p>Circle the shape that shows $\frac{3}{5}$.</p> 	<p>Circle the shape that shows $\frac{5}{8}$.</p> 
<p>Circle the shape that shows $\frac{2}{3}$.</p> 	<p>Circle the shape that shows $\frac{3}{4}$.</p> 