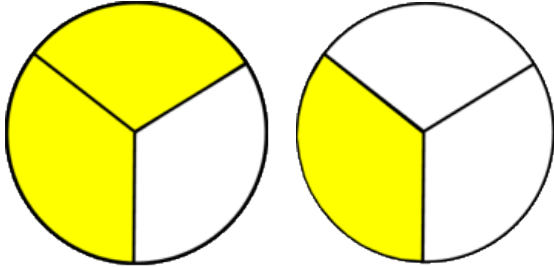


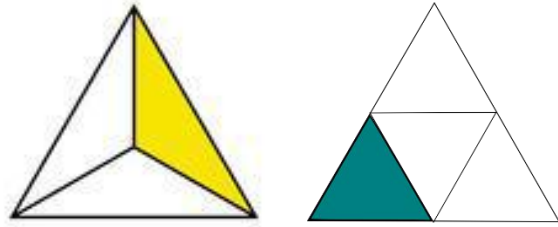
# Identify fractions

## Grade 2 Fractions Worksheet

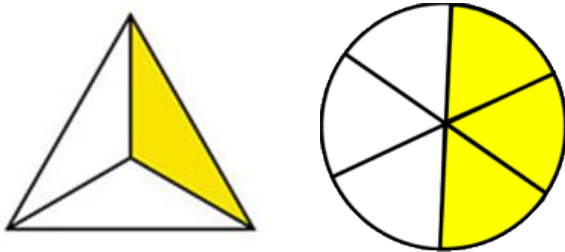
Circle the shape that shows  $\frac{2}{3}$ .



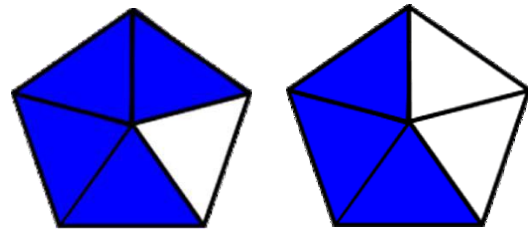
Circle the shape that shows  $\frac{1}{4}$ .



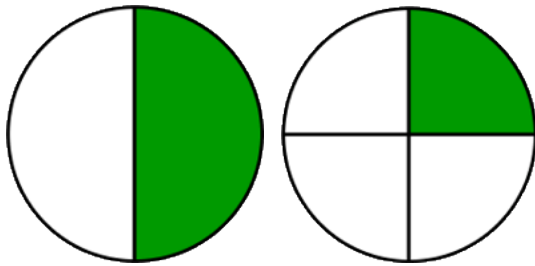
Circle the shape that shows  $\frac{1}{3}$ .



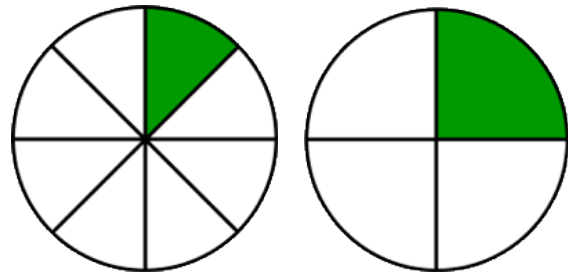
Circle the shape that shows  $\frac{3}{5}$ .



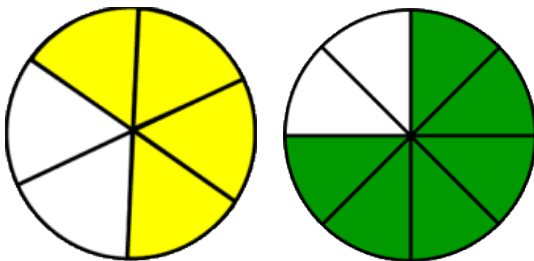
Circle the shape that shows  $\frac{1}{2}$ .



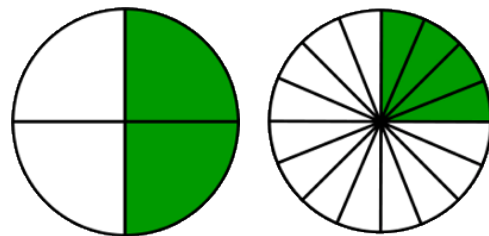
Circle the shape that shows  $\frac{1}{4}$ .



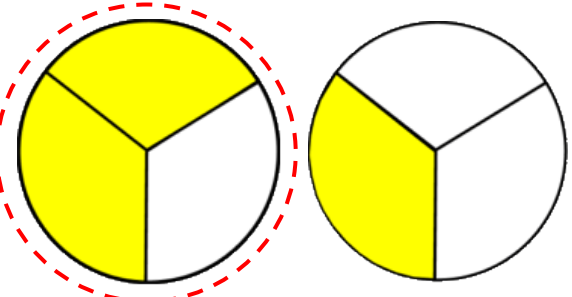
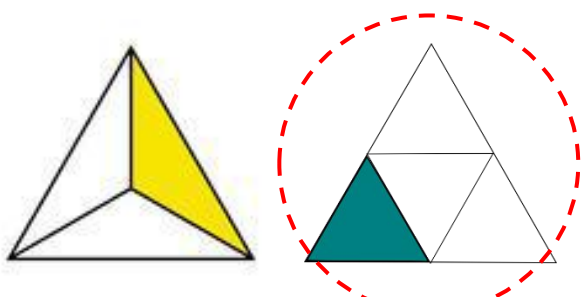
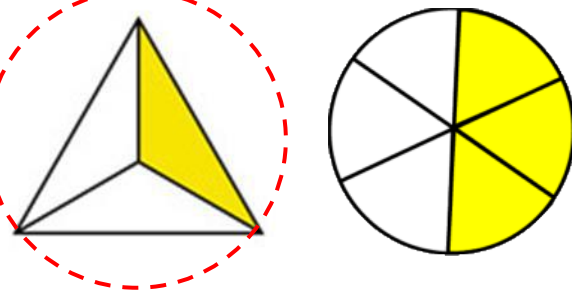
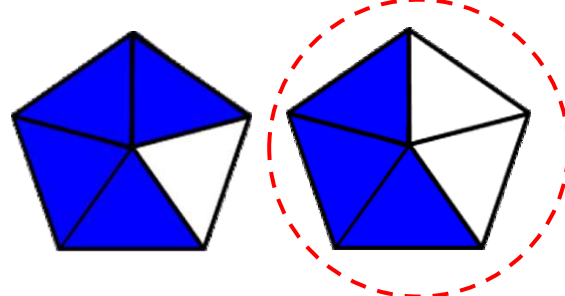
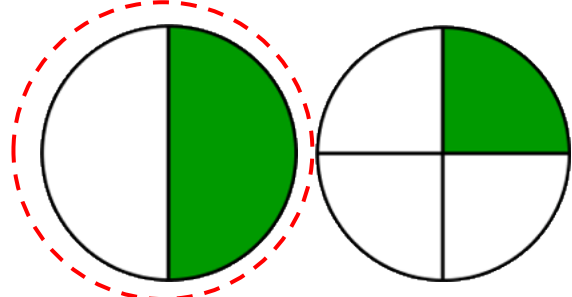
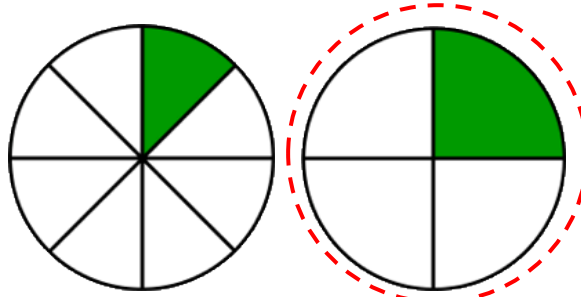
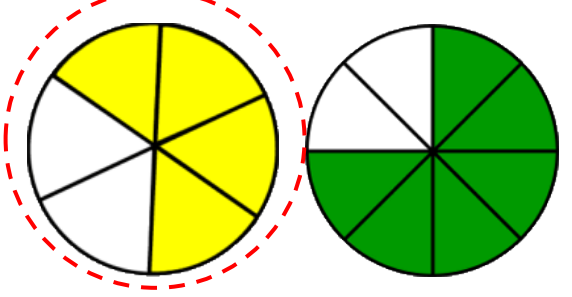
Circle the shape that shows  $\frac{2}{3}$ .



Circle the shape that shows  $\frac{1}{4}$ .



## Answers

<p>Circle the shape that shows <math>\frac{2}{3}</math>.</p> 	<p>Circle the shape that shows <math>\frac{1}{4}</math>.</p> 
<p>Circle the shape that shows <math>\frac{1}{3}</math>.</p> 	<p>Circle the shape that shows <math>\frac{3}{5}</math>.</p> 
<p>Circle the shape that shows <math>\frac{1}{2}</math>.</p> 	<p>Circle the shape that shows <math>\frac{1}{4}</math>.</p> 
<p>Circle the shape that shows <math>\frac{2}{3}</math>.</p> 	<p>Circle the shape that shows <math>\frac{1}{4}</math>.</p> 