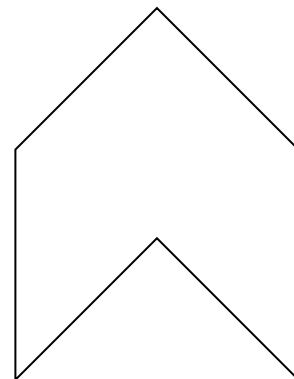
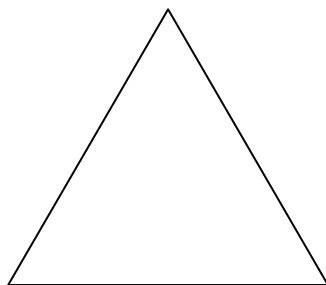

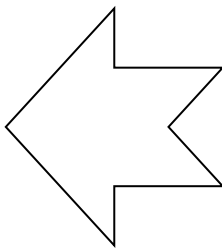
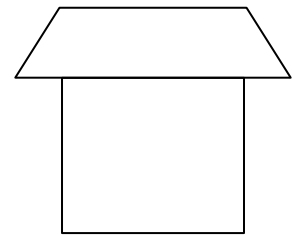
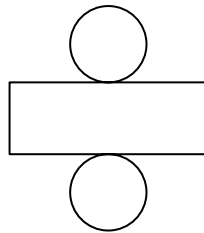
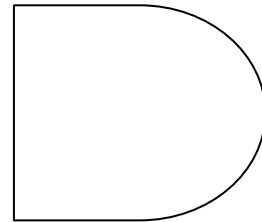


Symmetry – Draw the line of symmetry

Grade 2 Geometry Worksheet

Draw a line that cuts the following shapes in half, so that each half reflects the other half through your line. *Hint: Some shapes can be cut in more than one way.*



Answers

