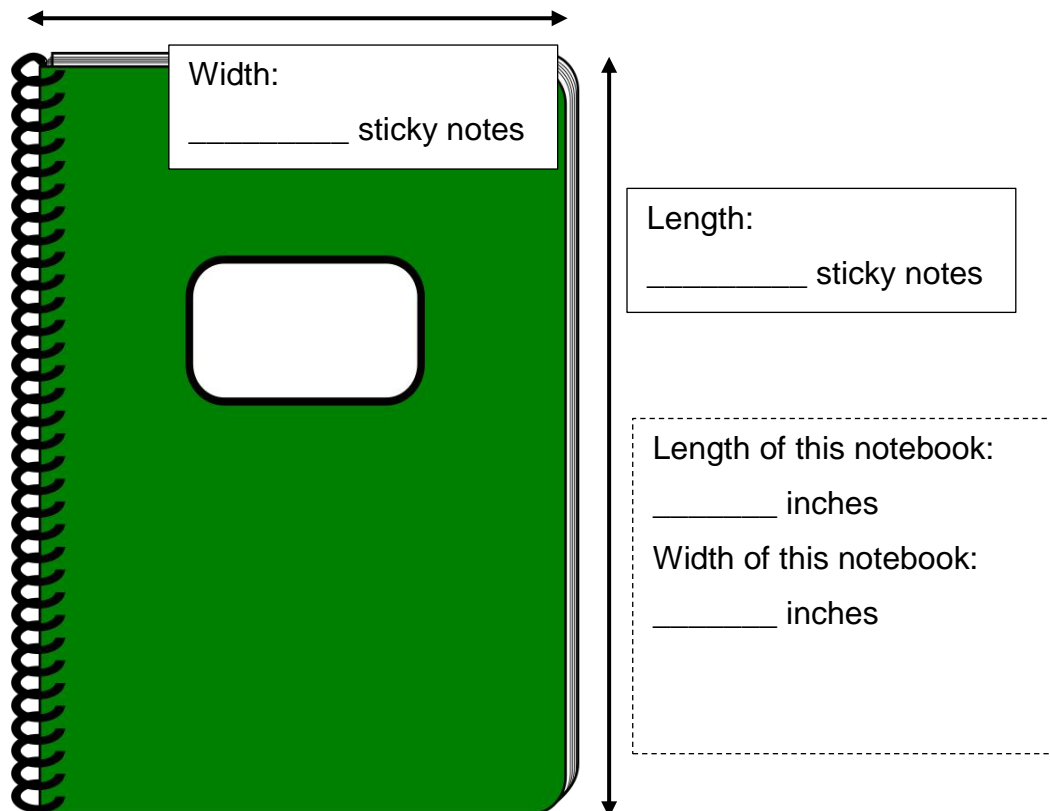
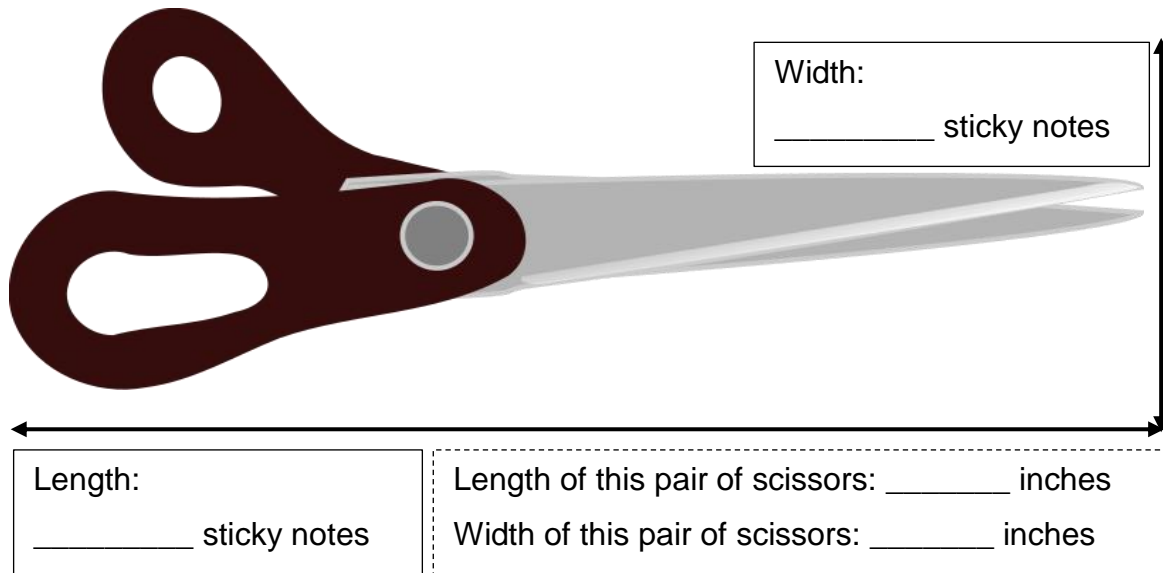



## Using a benchmark to estimate lengths (inches)

### Grade 2 Measurement Worksheet

Use the sticky notes (at the end of this worksheet) as benchmark to measure the following objects. Then estimate the length of these objects in inches. **Each sticky note is about 2 inches wide.**






Height:  
\_\_\_\_\_ sticky notes

Length of this tape dispenser:  
\_\_\_\_\_ inches  
Height of this tape dispenser:  
\_\_\_\_\_ inches

Length:  
\_\_\_\_\_ sticky notes


Width:  
\_\_\_\_\_ sticky notes



Length:  
\_\_\_\_\_ sticky notes

Length of this book mark:  
\_\_\_\_\_ inches  
Width of this book mark:  
\_\_\_\_\_ inches

Cut out the rows of sticky notes along the dotted line.



## **Answers**

### **Pair of Scissors**

Width: 1 stick notes

Length: 3 stick notes

Width: 2 inches

Length: 6 inches

### **Notebook**

Width: 1.5 stick notes

Length: 2 stick notes

Width: 3 inches

Length: 4 inches

### **Tape Dispenser**

Height: 0.5 stick notes

Length: 1 stick notes

Height: 1 inches

Length: 2 inches

### **Bookmark**

Width: 1 stick notes

Length: 3 stick notes

Width: 2 inches

Length: 6 inches