


Stem-and-leaf plots

Grade 5 Data Worksheet

Make stem-and-leaf plots of the following data:

- 1) The numbers of gallons of milk used each day in making chocolates in Charlie's chocolate factory are given below.


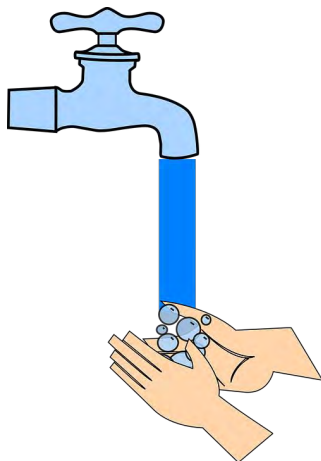
18 30 22 43 21 25 45 54 32 58 24
27 45 52 39 17 19 34 59 38 45



Key: 4 | 3 = _____

- 2) The monthly volumes of water consumed (in cubic meters) by the Anderson family last year are given below.

123 144 138 132 130 144 152 144 139 128 141 150



Key: 15 | 0 = _____

Stem-and-leaf plots

Grade 5 Data Worksheet

Answers:

- 1) The numbers of gallons of milk used each day in making chocolates in Charlie's chocolate factory are given below.

18 30 22 43 21 25 45 54 32 58 24
27 45 52 39 17 19 34 59 38 45

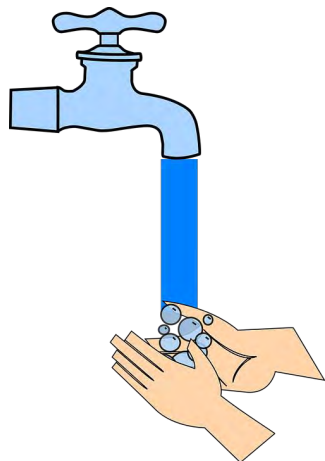
Stem	Leaf				
1	7	8	9		
2	1	2	4	5	7
3	0	2	4	8	9
4	3	5	5	5	
5	2	4	8	9	



Key: 4 | 3 = 43 gallons of milk

- 2) The monthly volumes of water consumed (in cubic meters) by the Anderson family last year are given below.

123 144 138 132 130 144 152 144 139 128 141 150



Stem	Leaf			
12	3	8		
13	0	2	8	9
14	1	4	4	4
15	0	2		

Key: 15 | 0 = 150 cubic meters of water