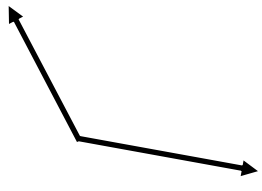
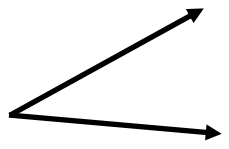
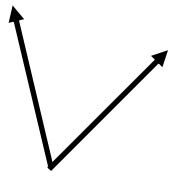
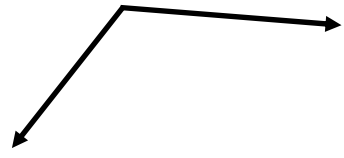
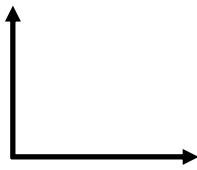
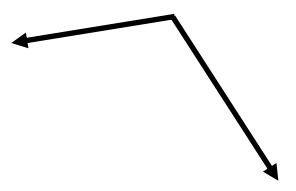
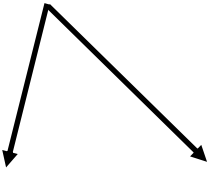

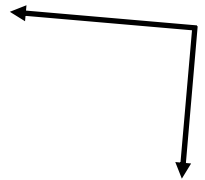

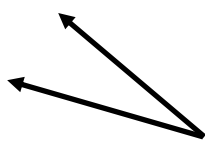
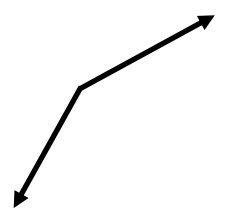


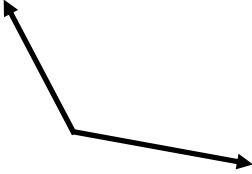
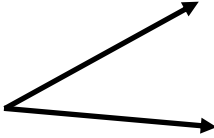
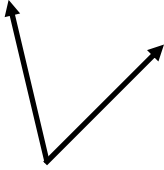
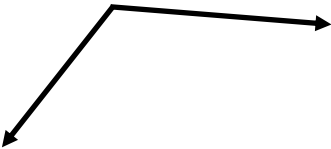

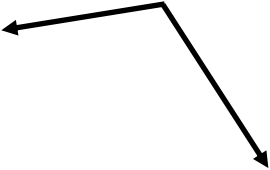
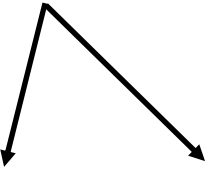

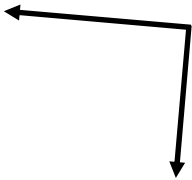

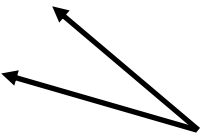
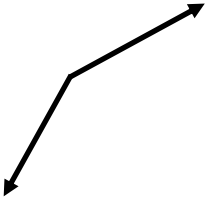
Classifying angles

Grade 3 Geometry Worksheet

Circle the correct names for the following angles.

		
Right / Obtuse / Acute	Right / Obtuse / Acute	Right / Obtuse / Acute
		
Right / Obtuse / Acute	Right / Obtuse / Acute	Right / Obtuse / Acute
		
Right / Obtuse / Acute	Right / Obtuse / Acute	Right / Obtuse / Acute
		
Right / Obtuse / Acute	Right / Obtuse / Acute	Right / Obtuse / Acute

Answers

		
Right / Obtuse / Acute	Right / Obtuse / Acute	Right / Obtuse / Acute
		
Right / Obtuse / Acute	Right / Obtuse / Acute	Right / Obtuse / Acute
		
Right / Obtuse / Acute	Right / Obtuse / Acute	Right / Obtuse / Acute
		
Right / Obtuse / Acute	Right / Obtuse / Acute	Right / Obtuse / Acute