



















Temperature and weather (Celsius)

Grade 3 Measurement Worksheet

Circle the most appropriate temperature for each of the following activities.

<p>Wearing a T-shirt</p>  <p>30°C / 5°C / 0°C</p>	<p>Skiing</p>  <p>30°C / 25°C / -5°C</p>	<p>Making a snowman</p>  <p>25°C / 10°C / -10°C</p>
<p>Going to the beach</p>  <p>30°C / 5°C / 0°C</p>	<p>Wearing a hoodie</p>  <p>30°C / 15°C / -5°C</p>	<p>Wearing flip-flops</p>  <p>30°C / 5°C / 0°C</p>
<p>Going to a picnic</p>  <p>20°C / 0°C / -10°C</p>	<p>Sailing</p>  <p>25°C / 0°C / -5°C</p>	<p>Autumn time</p>  <p>35°C / 15°C / 0°C</p>

Answers

<p>Wearing a T-shirt</p>  <p>30°C / 5°C / 0°C</p>	<p>Skiing</p>  <p>30°C / 25°C / -5°C</p>	<p>Making a snowman</p>  <p>25°C / 10°C / -10°C</p>
<p>Going to the beach</p>  <p>30°C / 5°C / 0°C</p>	<p>Wearing a hoodie</p>  <p>30°C / 15°C / -5°C</p>	<p>Wearing flip-flops</p>  <p>30°C / 5°C / 0°C</p>
<p>Going to a picnic</p>  <p>20°C / 0°C / -10°C</p>	<p>Sailing</p>  <p>25°C / 0°C / -5°C</p>	<p>Autumn time</p>  <p>35°C / 15°C / 0°C</p>