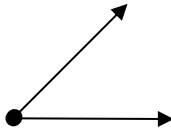


Estimating angles

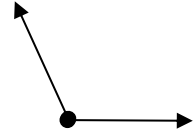
Grade 5 Geometry Worksheet

Choose the best estimate of the size of the angles shown.

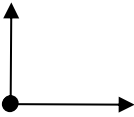
1.
 a. 45°
 b. 90°
 c. 5°
 d. 135°



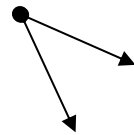
2.
 a. 180°
 b. 90°
 c. 120°
 d. 170°



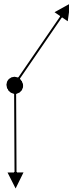
3.
 a. 15°
 b. 75°
 c. 105°
 d. 90°




4.
 a. 25°
 b. 70°
 c. 165°
 d. 135°



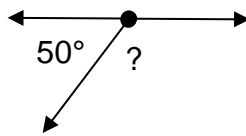
5.
 a. 105°
 b. 90°
 c. 150°
 d. 45°



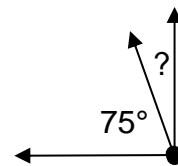
6.
 a. 180°
 b. 110°
 c. 90°
 d. 140°



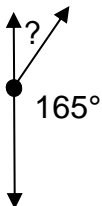
7.
 a. 75°
 b. 110°
 c. 130°
 d. 85°



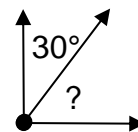
8.
 a. 5°
 b. 10°
 c. 15°
 d. 25°



9.
 a. 10°
 b. 15°
 c. 20°
 d. 25°



10.
 a. 65°
 b. 70°
 c. 60°
 d. 50°



Answers

1. a
2. c
3. d
4. a
5. c
6. a
7. c
8. c
9. b
10. c