

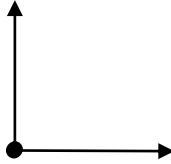
Estimating angles

Grade 5 Geometry Worksheet

Choose the best estimate of the size of the angles shown.


1.

- a. 180°
- b. 10°
- c. 90°
- d. 35°



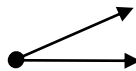
2.

- a. 90°
- b. 180°
- c. 100°
- d. 45°



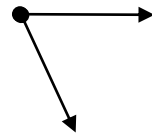
3.

- a. 30°
- b. 65°
- c. 180°
- d. 90°



4.

- a. 80°
- b. 45°
- c. 120°
- d. 5°



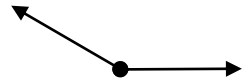
5.

- a. 100°
- b. 5°
- c. 45°
- d. 80°



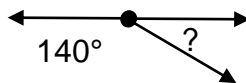
6.

- a. 180°
- b. 110°
- c. 90°
- d. 135°



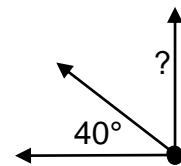
7.

- a. 25°
- b. 90°
- c. 40°
- d. 15°



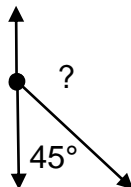
8.

- a. 50°
- b. 90°
- c. 5°
- d. 180°



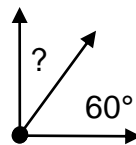
9.

- a. 120°
- b. 135°
- c. 20°
- d. 95°



10.

- a. 25°
- b. 120°
- c. 65°
- d. 30°



Answers

1. c
2. b
3. a
4. a
5. b
6. d
7. c
8. a
9. b
10. d