

Avoid spreading germs

Our Body Worksheet

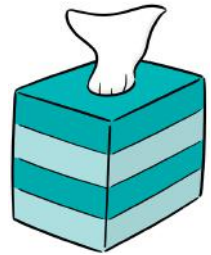
Draw an arrow from each statement to either “spread germs” or “stop germs”.

spread germs

stop germs




Sneeze into your hands



Eat a snack without washing your hands

Stay home when you are sick

Touch tables and doors that many use



Use a clean tissue to blow your nose, throw it out and wash your hands

High five your friend

Cough into your elbow


Forget to wash your dirty hands

Pick up a clean cup



Cough without covering your mouth

Stay at arm's length from others



Avoid spreading germs

Our Body Worksheet

Draw an arrow from each statement to either “spread germs” or “stop germs”.

The diagram features two boxes at the top: "spread germs" on the left and "stop germs" on the right. Below these are various statements and illustrations. Red arrows connect each statement to the appropriate box. Illustrations include a pink virus, a tissue box, a yellow virus, two boys high-fiving, and a green bacterium.

spread germs **stop germs**

spread germs: Sneeze into your hands, Eat a snack without washing your hands, Stay home when you are sick, Touch tables and doors that many use, Cough into your elbow, Forget to wash your dirty hands, Cough without covering your mouth, Stay at arm's length from others.

stop germs: Use a clean tissue to blow your nose, throw it out and wash your hands, High five your friend, Pick up a clean cup.

